

POVERTY REDUCTION MEASURES AND ITS EFFECTIVENESS POST-INDEPENDENCE: A CRITICAL ANALYSIS

Management Insight
14(1) 82-87

DOI: <https://doi.org/10.21844/mijia.14.01.12>

Amit Agrawal*, Abhishek Kumar Singh**

Correspondence Email: dramitagrawalap@gmail.com

ABSTRACT

Economic development is not the main objective of economic policies. It is importance to ensure that the benefits of development accrue to all levels of the needle societies. NITI Aayog has said in its latest document vision and the GOI is endeavoring to make a 'New India' by 2022 which will be free from poverty, communalism, casteism, corruption, and terrorism. Under PMAGY should attain all model villages selected status by 2022; it says adding that we should resolve to have Poverty Free India by 2022. Eradication of poverty is an important task. Human beings want a certain minimum consumption of foods and non-foods items to survive in life. This paper begins with a review of poverty and discussing the causes of poverty. This paper identifies uncertainty in income of sources, low level of income, unemployment, unskilled, lack of vocational and skill education/tanning, corruption, geographical factors, ineffective urban and rural local bodies, instability in politics and GOI rule and policies as the result of poverty. Scholars are identify some suggestions or recommendations to eradicate poverty based on the causes discussed and document to New India by 2022 (NITI Aayog).

Keywords : New India by 2022, Poverty Eradication plans and programmes.

INTRODUCTION

Who are the poor?

We are identifying of poor on the basis of their occupation and ownership of fixed assets. The rural poor work mainly as agricultural labourers (landless), cultivators with very small agricultural landholdings, rural labourers who are engaged in a variety of non-agricultural jobs and tenant cultivators with small agricultural land holdings. The urban poor are the rural poor who had migrated to urban cities in search of livelihood and employment, labourers who are doing casual jobs and the self-employed in various activities. If GOI is to solve the problem of poverty, it has to find strategies to address the causes of poverty and design schemes to help the poor family out of their life situation.

The NSSO in its 68th round (2011-2012), (Poverty estimates methodology based on the S. Tendulkar Committee, using household consumption expenditure survey data collected) show that the incidence of poverty declined from 37.2% in 2004-2005 to 21.9% in 2011-2012 for the Indian nation as a whole, with a fast decline in the number of rural and urban poor. The high rate of rural poverty can be attributed to impact of rise in food products prices on rural and urban incomes, lower farm incomes due to agriculture related areas, lack of livelihoods in rural areas, lack of education and skills, unemployment and underemployment.

Poverty is defined here this approach there is no need to define a household to meet its current consumption expenses with its current incomes and minimum consumption basket of

*Assistant Professor(Commerce), Government Girls Degree College, Saharanpur (UP)

**Research Scholar, Faculty of Commerce, Banaras Hindu University, Varanasi (UP)

the poor. Minimum requirements are vary in different environments and over time and seasons. Poverty definition stated to let households make their choices.

The Narendra Modi Prime Ministersaying it should be an Indian that offers opportunities to the poor."A new India where the poor do not want anything by way of charity, but seek opportunity to chart out their own course ... Indians today are not waiting for governmental sops. They only want opportunities to be created for them, so that they can work for their livelihood and prosperity." Modi told rapturous supporters at the party's headquarters in Delhi: "I see the election results in the five states as the foundation for a New India - a New India of the dreams of 65 per cent population of under-35 youth and of uniquely aware women groups. A new India in which the poor are looking for an opportunity to do something, instead of seeking something." Lest it be viewed as a slogan for his re-election campaign, he clarified, "I don't live by election calculations. My target is 2022, not 2019-2022 will mark 75 years of India's Independence. We have five years to contribute to change India."

The PM call to the youth to be job creators rather than job seekers is another indication: he wants the nation to move away from the culture

of dependence on government jobs and begin the process of ending reservations based on castes and communities. In his victory rally speech, Modi said, "The poor of the nation have discarded the mentality of liking a leader only because he has been given something. The poor want to progress by the dint of their hard labour. He says you create an opportunity for me, I will work hard and grow."

Objectives

- (i) To understand Vision 2022 of NITI
- (ii) To understand current position of Indian Poverty
- (iii) To introduce important issues & challenges of Poverty
- (iv) To give suggestion and strategy for poverty free India.

METHODOLOGY

The study was conducted in selected to respondents (Student, School management/ Lecturer, Industry management & society) for collecting primary data, a structured questionnaire was administered on a sample of 200 respondents, and the data was entered in EXCEL. The data was sorted and analyzed by SPSS program. Thorough review of literature from secondary sources.

Poverty Estimates (Combined)

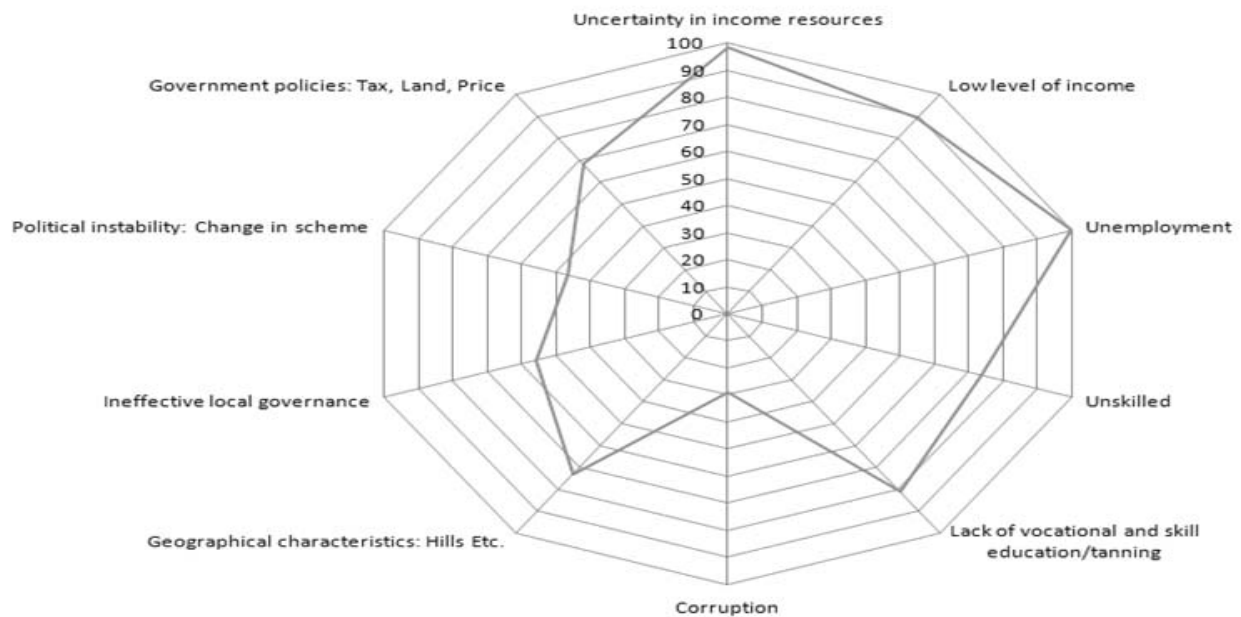
Table 1 : Headcount Ratio (%)

S.N.	States	1993-94	2004-05	2009-10	2011-12
1	Andhra Pradesh	44.6	29.9	21.1	9.2
2	Arunachal Pradesh	54.5	31.1	25.9	34.7
3	Assam	51.8	34.4	37.9	32
4	Bihar	60.5	54.4	53.5	33.7
5	Chhattisgarh	50.9	49.4	48.7	39.9
6	Goa	20.8	25	14.2	9.9
7	Gujarat	37.8	31.8	8.7	5.1
8	Haryana	35.9	24.1	23	16.6
9	Himachal Pradesh	34.6	22.9	20.1	11.2
10	Jammu & Kashmir	26.3	13.2	9.5	8.1
11	Jharkhand	60.7	45.3	9.4	10.3
12	Karnataka	49.5	33.4	39.1	37

13	Kerala	31.3	19.7	23.6	20.9
14	Madhya Pradesh	44.6	48.6	12	7.1
15	Maharashtra	47.8	38.1	36.7	31.6
16	Manipur	65.1	38	24.5	17.4
17	Meghalaya	35.2	16.1	47.1	36.9
18	Mizoram	11.8	15.3	17.1	11.9
19	Nagaland	20.4	9	21.1	20.4
20	Orissa	59.1	57.2	20.9	18.9
21	Punjab	22.4	20.9	37	32.6
22	Rajasthan	38.3	34.4	1.2	8.3
23	Sikkim	31.8	31.1	15.9	14.7
24	Tamil Nadu	44.6	28.9	24.8	8.2
25	Tripura	32.9	40.6	13.1	11.3
26	Uttar Pradesh	48.4	40.9	17.1	14
27	Uttarkhand	32	32.7	17.4	29.4
28	West Bengal	39.4	34.3	37.7	11.3
29	A & N Islands			18	20
30	Chandigarh			26.7	9.7
31	Dadra & Nagar Haveli			0.4	1
32	Daman & Diu			9.2	21.8
33	Delhi	15.7	13.1	39.1	39.3
34	Lakshadweep			33.3	9.9
35	Puducherry	30.9	14.1	6.8	2.8
36	India	45.3	37.2	29.8	21.9

Source: Planning Commission

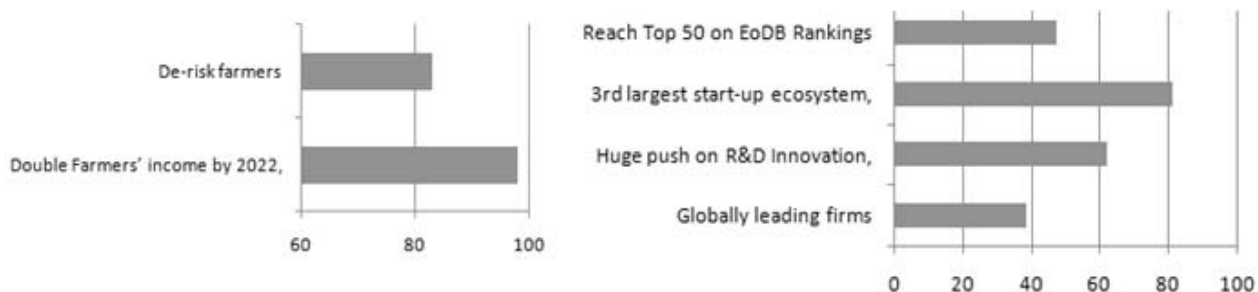
Chart No.01 : Ranking of causes of poverty (Percentage of Agree/Fully Agree Base on respondents answers)



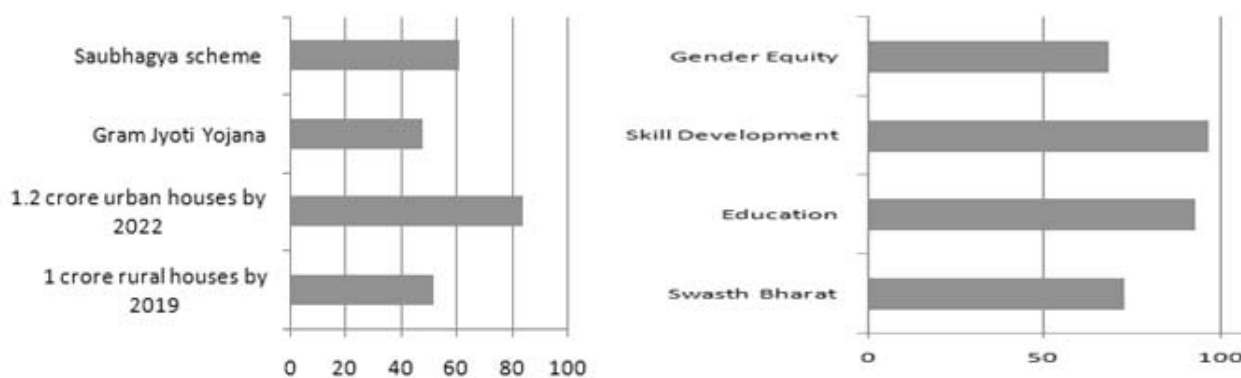
Sources: Self survey

Evaluation of Vision document of poverty free India By 2022 (Percentage of Agree/Fully Agree Base on respondents answers)

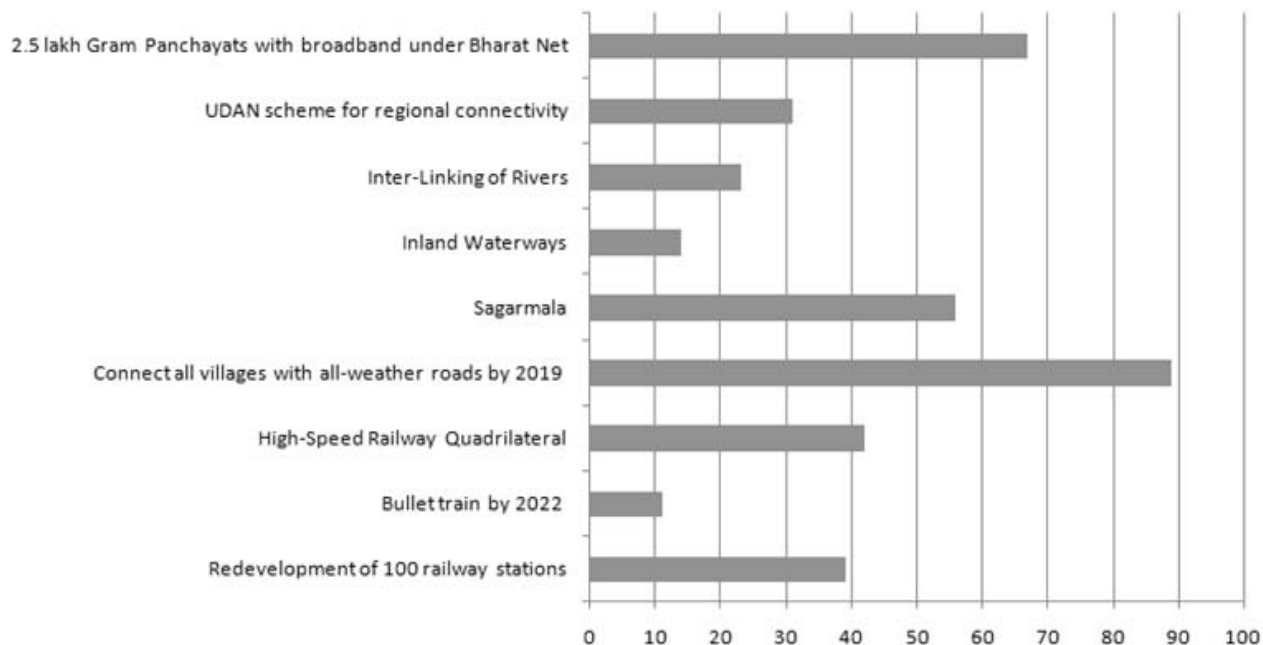
Agricultural Transformation (Chart No.02) Rapid Economic Development (Chart No.03)



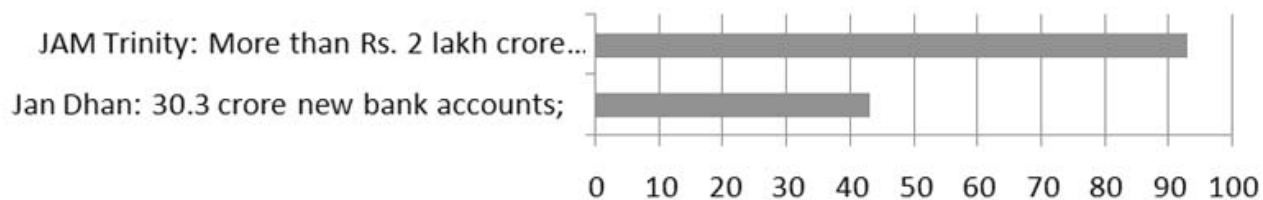
Growth Enablers (Chart No.04) Social development (Chart No.05)



Infrastructure and Connectivity Chart No.06



Financial Inclusion Chart No.07



Sources : Self Survey Chart no.02 to 07)

CONCLUSION

The vision/goal of poverty free(alleviation) India by 2022 document should vision merely increasing the level of income of poor’s, SHG or household but mainstreaming marginalized in the development process of the India. The Indian cannot claim economic development when society stats of the poor people are marginalized society.Poverty is a complex phenomenon of multi dimensions not only the economic dimension or activities. So GOI should provide skill development and education, drinking water facilities, medical facilities, betterinfrastructure, connectivity so that poor people living BPL can improve their living standard. Debate on poverty in India has remained mostly in the domain of economists. Poverty is more of social marginalization of an individual, group or household in the community rather than inadequacy of income to fulfill the basic needs. The rapid and fast economic development process should access to services like education and health services. The GOI should also aware the rural poor population about the importance of small family and lower mortality rate. The anti-poverty programmes of the GOI to generate self-employment and wage-employment for example, food subsidy programmes. Several of these programmes and schemes have under reforms, rationalisation and better target peoples and groupwith an important role to LGB (local government bodies) for implementation and for beneficiary poor’s and monitoring. The reforms also lay stress on data collection, making information, transparency, about the schemes public level at the village and urban level, and on the importance of physical factors, financial

inclusion, and social audits. Suggestion or recommendations to Poverty Free India. The suggestion for poverty alleviation depends on what is causing it. The main aim of Indian NITI Ayog is to alleviate poverty. In this regard GOI has launched poverty alleviation programmes. In this way poverty alleviation programmes have proved failure due to insufficient resources and lack of proper implementation, active participation of poor, proper identification of poor and infrastructure.

For 2022, NITI Aayog /GOI resolve to have:

I. FREEDOM

1. Inclusive Growth –Antyodaya Anna Yojana (AAY):AAY is a GOI sponsored poverty alleviation scheme to provide foods subsidized to millions of the poorest families. It was launched by the National Democratic Alliance government on 25 December 2000, the GOI providing families an opportunity to purchase up to 35 Kg. of Wheat and rice at a highly subsidized cost of 2 Rs. per Kg. of wheat and 3 Rs. per Kg. of rice. Poorest families were identified by their respective state rural development department facilities through use of surveys. 2.Rapid Economic Development – Globally leading firms, Huge push on R&D Innovation, 3rdlargest start-up ecosystem, Reach Top 50 on EoDB Rankings3. Agricultural Transformation- Double Farmers’ income by 2022, De-risk farmers

II. SOCIAL DEVELOPMENT

Health and Nutrition :

- 1/3rd children under (5 year) stunted & underweight;50% young women anemic

- Achieve KuposhanMukt Bharat by 2022
- Swasth Bharat: focus on wellness

Education and Skill Development

- Padhe India Badhe India
- Participation in PISA from 2021
- Twenty World Class higher Education Institutions by 2022.

Gender Equity

- Beti Bachao Beti Padhao
- Catalyzing mindset change in society

III. INFRASTRUCTURE & CONNECTIVITY

- Redevelopment of 100 railway stations; bullet train by 2022
- High-Speed Railway Quadrilateral
- Connectivity of all villages under PMGSY with habitations over 500 (250 in Special Areas for example hills) with all-weather roads by 2019.
- Sagarmala, Inland Waterways, Inter-Linking of Rivers
- UDAN scheme for regional connectivity
- 2.5 lakh Gram Panchayats with broadband under BharatNet

IV. GROWTH ENABLERS

Housing

Housing for All by 2022: Target of 1 crore rural houses by 2019 & 1.2 crore urban houses by 2022

Energy

DeendayalUpadhyaya Gram JyotiYojana: Around 2,800 villages remain to be electrified and Saubhagya scheme for electricity connections to 4 crore households by Dec 2018V.

V. FINANCIAL INCLUSION

- Jan Dhan: 30.3 crore new bank accounts;
- JAM Trinity: More than Rs. 2 lakh crore disbursed via DBT, Jan Dhan-Aadhaar-Mobile (JAM) trinity refers to the GOI initiative to link Jan Dhan A/cs, Mobile numbers and Aadhar cards of Indians to plug the leakages of foods and gas and others subsidies.

REFERENCES

- Abhijit Sen, Himanshu (2004), Poverty and Inequality in India II, Economic and Political

Weekly September 25, 2004

- Anand, Sudhir, and Amartya Sen, "Concepts of human development and poverty: A multidimensional perspective", in Human development papers 1997, United Nations Development Programme.
- B S Minhas, L R Jain, and S D Tendulkar (1991), Declining Incidence of Poverty in the 1980s-Evidence versus Artefacts, Economic and Political Weekly, Vol - XXVI No. 27-28, July 06, 1991.
- Banerjee, Abhijit and Esther Duflo, 2007, "The Economic Lives of the Poor," Journal of Economic Perspectives 21(2): 141-167.
- Dandekar, V.M. (1996), 'Population, Poverty and Employment, The Indian Economy, 1947-92', Volume 2, Sage Publications, New Delhi.
- Government of India (2009), 'Report of the Expert Group to Review the Methodology for Estimation of Poverty', Chaired by S.D. Tendulkar.
- Ministry of Rural Development (2009), 'Report of the Expert Group to Advise the Ministry of Rural Development on the Methodology for Conducting the Below Poverty Line (BPL) Census for 11th Five Year Plan', August, New Delhi.
- National Sample Survey Office, 68th round, Government of India, Key indicators of household consumer expenditure in India, 2013.
- Oxford Department of International Development, Multidimensional poverty index at a glance: India briefing, 2011.
- Planning Commission, Government of India, Press note on poverty estimates, 2011-12, 2013.
- Sen, Amartya, 1983, "Poor, Relatively Speaking," Oxford Economic Papers 35(2):153-69.
- Sen, Pronab (2005), 'Of Calories and Things', Economic and Political Weekly, Vol. 40, No. 43, October 22.
- Tendulkar, Suresh D., K. Sundaram and L.R. Jain (1993): Poverty in India, 1970-71 to 1988-89, ARTEP Working Papers, International Labour Organisation, Asian Regional Team for Employment Promotion, New Delhi.
- Zheng, Buhong, 1997, "Aggregate Poverty Measures," Journal of Economic Surveys 11(2): 123
- www.niti.gov.in